

BEASTS

Access Guide

Explosives Factory - Theatre Works

2026



This access guide uses 14 pt in Arial font and uses 1.5 spacing. There are *no italics* but there is **Bold text**. This Access Guide has 23 pages and contains photographs, a video tour and diagrams of the venue. There is only one image or photograph per page. There is a **Large Text** option (18 pt). [Click here](#) to access this.

Acknowledgment of Country

Theatre Works acknowledges First Nations' sovereignty and recognises the continuing connection to lands, waters and communities by Traditional Owners of Country throughout Australia. We pay our respects to Aboriginal and Torres Strait Islander cultures; and to Elders past and present. We support and contribute to the process of Reconciliation.

Always was, always will be, Aboriginal land.

The Explosives Factory is located at 67 Inkerman Street, St. Kilda on the stolen lands of the Boonwurrung and Woiwurrung people of the Kulin Nation. You can read about the history of Theatre Works on the website.

<https://www.theatreworks.org.au>

The Explosives Factory Access Guide

Image Description: A pale, bald figure with 80s punk style makeup including double-winged eyeliner, black lipstick and dark, graphic brows is in profile to the camera. They have their eyes closed with their mouth open - the tip of their tongue is licking the side of a black, electric guitar. They have plum blush high on their cheek bones that go over their eyebrows. They are wearing a black fishnet long-sleeved top over a lacy bra. The text on the image reads “2023 Theatre Works Season Launch. Sunday 4th of December | 3:00pm”.

Contents:

Venue Details

- Getting to the venue
 - Public Transport
 - Parking
 - Accessible Parking
 - Entrance to Explosives
- Explosive Factory Box Office Hours + Bar
 - Bar + Menu
 - What to wear to the theatre
 - What to bring to the theatre
- Venue Information
 - Lighting
 - Sound
 - Toilets
 - Venue Tour + Diagrams
 - Seating + Railing
- Support

What is the Explosives Factory?

A space once used to manufacture fireworks, our second venue is just as much a part of St Kilda history as Theatre Works itself.

Located around the corner from our Acland St location, Explosives Factory is a versatile workshop, studio and development space complete with accommodation, a bathroom and kitchen facilities. Converted warehouse flat floor theatre space designed to be modular space.

Venue Information

The Explosives Factory opens half an hour before a performance - unless stated otherwise.

Getting to the venue

Explosives Factory

67 Inkerman Street, St Kilda

Located at Rear Laneway 67 Inkerman Street, St Kilda (behind the Thrifty-Link accessed via Lyell St and Market Street (both off Inkerman)).

There will be a chalkboard marking the entrance of the theatre.



Image Description: In the foreground a chalkboard with the words “Theatre Works Explosives Factory” with an arrow pointing towards the entrance. There's colourful graffiti on the wall in the background.

Public Transport

Explosives Factory can be accessed by public transport. Tram and bus services provide regular stops and pick-ups from Barkly Street and the Nepean Highway/ St Kilda Road stations.

Tram: 3/3a and 67

Buses: 600, 246, 922 and 923.

Parking Options

There are on-street parking options on Market Street, Lyell street and Inkerman street. During the day, these parking options are limited to two hours. During the evening they are unlimited. Parking is at a premium in St Kilda. We recommend arriving early and leaving yourself plenty of time for parking. Parking is at a premium in St Kilda. We recommend arriving early and leaving yourself plenty of time for parking.

Accessible Parking

There is currently no accessible parking located near our alley way. Theatre Works has applied for Accessible Parking through our local council but was informed that the City of Port Phillip, Council cannot support the allocation of an on-street disabled parking space when there is existing off-street parking available. We are currently working out an alternative. The City of Port Phillip, let us know that our visitors with Blue Disabled Parking Permit holders can:

- park for twice as long as indicated by permissive parking signs, and
- park in Council's paid parking zones without paying the required parking fee.

Screenshot of Explosive Factory Location

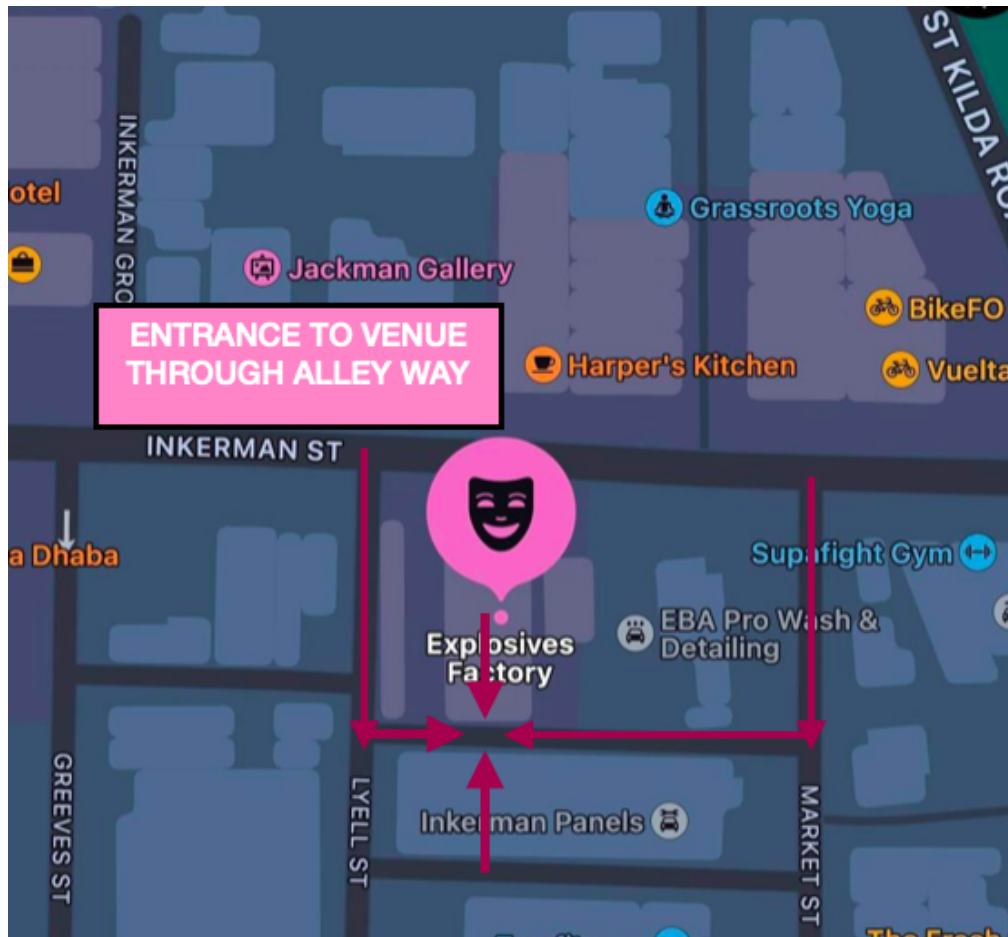


Image Description: A screenshot of Apple Maps showing where Explosives Factory is. Four plum arrows put towards the alley-way entrance. A light pink text box reads "Entrance to venue through alleyway".

Entrance to The Explosives Factory is via Alley Way and Staircase

Entrance to the factory is by staircase only.

There are some street lights surrounding the alley way but the streets surrounding the Explosives Factory can be quite dark. The path is concrete and the streets are covered in bright graffiti. The building is red brick.



Image Description:

An image taken down an alleyway during daylight. The left wall is concrete. Half the wall is painted blue-grey with bright graffiti. The right side is brick with a roll up door in the distance. There is a wood fence with graffiti. A pink arrow and text reads “entrance” pointing towards a door that is barely seen.

[Click Here](#) to view a short video that demonstrates walking towards the entrance, facing the entrance and stopping at the foot of the stairs. You can hear footsteps and background noise.



Image Description:

In the centre, a white door is covered in graffiti. There is text and a box drawn around it saying "entrance". To the left is a graffiti roller garage door. To the right a wooden fence that is graffitied.



Image Description: A hot pink flag on a black bender pole points towards the entrance of the alley. The text reads “Explosive Factory” with an arrow pointing towards the entrance. The entrance ground is concrete with the exception of cobblestones at the beginning of the path.

Stairs to Venue

There are 16 stairs in total to the top of the venue. The stairs have a singular rail that can be used for support. Unfortunately, there is no other entrance to the venue so those whose mobility is limited or are a wheelchair user are unlikely to access this venue.




Image Description: An Iphone photograph from the entrance. There are 16 stairs painted white leading to an open doorway. There is a black handrail drilled into the wall. There is a black doorway at the top of the staircase.

The Explosive Bar

The Explosive Bar opens half an hour before the performance begins. The bar is located to the left hand side of the venue (near the bathroom).



Image Description: A white painted wooden bar that has a selection of alcohol bottles on the right and a laptop on the left. The background is painted black.

Payment

Our bar is cash free which means we only accept card payments. We use Square pay. You can tap, swipe or insert your card. You can choose to have a receipt by clicking the receipt button.

Ordering

There will be an employee behind the bar to serve you. Sometimes they might be getting extra stock from out the back and you will need to wait a few minutes. They might say “How are you?” or “What can I get you?” and you can then tell them your order. There is often a queue for the bar and you will need to wait your turn. They will prepare your order for you. You are welcome to take your drink to your seat.

The night time bar menu is on the next page. For special events, the bar menu may be different.

What do I wear to Theatre Works?

Casual, comfortable clothes. There is no dress code and what makes you comfortable makes us comfortable.

What do I bring?

A mask is recommended. Your ticket (digital is preferred).

Assistance dogs are welcome in all venues.

Bar Menu

This is a copy of the bar menu used at the theatre.

THEATRE WORKS'
BLACKBOX
CAFE & BAR

NIGHT TIME MENU

WINE

SAUV BLANC - WHITE PEARL	\$10
PINOT GRIGIO - 148 BROWNS ROAD	\$10
ROSÉ - THE SUM	\$10
SHIRAZ - BLOCK 68	\$10
CAB SAUV - MIKE PRESS	\$10
SPARKLING BRUT - PIERRE DEVILLE	\$11

BEER & CIDER

MIDSTRENGTH 'BILLY' - MOUNTAIN GOAT	\$6.0
PALE ALE - MOUNTAIN GOAT	\$9.0
STEAM ALE - MOUNTAIN GOAT	\$9.0
APPLE CIDER - FLYING BRICK	\$9.0

SOFTIES

STILL WATER	\$3.0
SPARKLING WATER	\$4.0
BUNDY GINGERBEER	\$5.0
LEMON LIME BITTER	\$5.0

SNACKS

PRINGLES	\$5.0
FRUIT DROPS	\$5.0
SNAKES	\$6.0
WHITTAKER'S COCONUT SLAB	\$5.0
BIG POPCORN	\$8.0

Venue Lighting

There is no natural lighting in the venue.

Toilets

There is one toilet cubicle at the Explosives Factory that is located in a bathroom that also has a shower. There are fluorescent lights in the bathroom. Floors are tiled.



Image Description: Two white wood doors open to a white cubicle. The doors are both ajar. There are two toilet cleaners on a mini shelf behind the toilet. A blue shower mat is on the ground. The pattern of the shower curtain is slightly seen on the right hand side.

Image Description: A closer photograph of the white cubicle toilet.





Image Description: There is a shower on the left hand side of the photo covered by a patterned white and blue shower curtain. A white sink is central. A bin is underneath the sink as well as spare toilet paper on brown, wooden shelves. There is a rectangular mirror above the sink.

Seating

There is general seating at Theatre Works. This means that there are no numbers allocated and that you can choose your own seat. There is no raised seating bank which could make it difficult to see for some individuals.



Image description: An audience sitting in the seats at Explosives Factory. There is no seating bank.

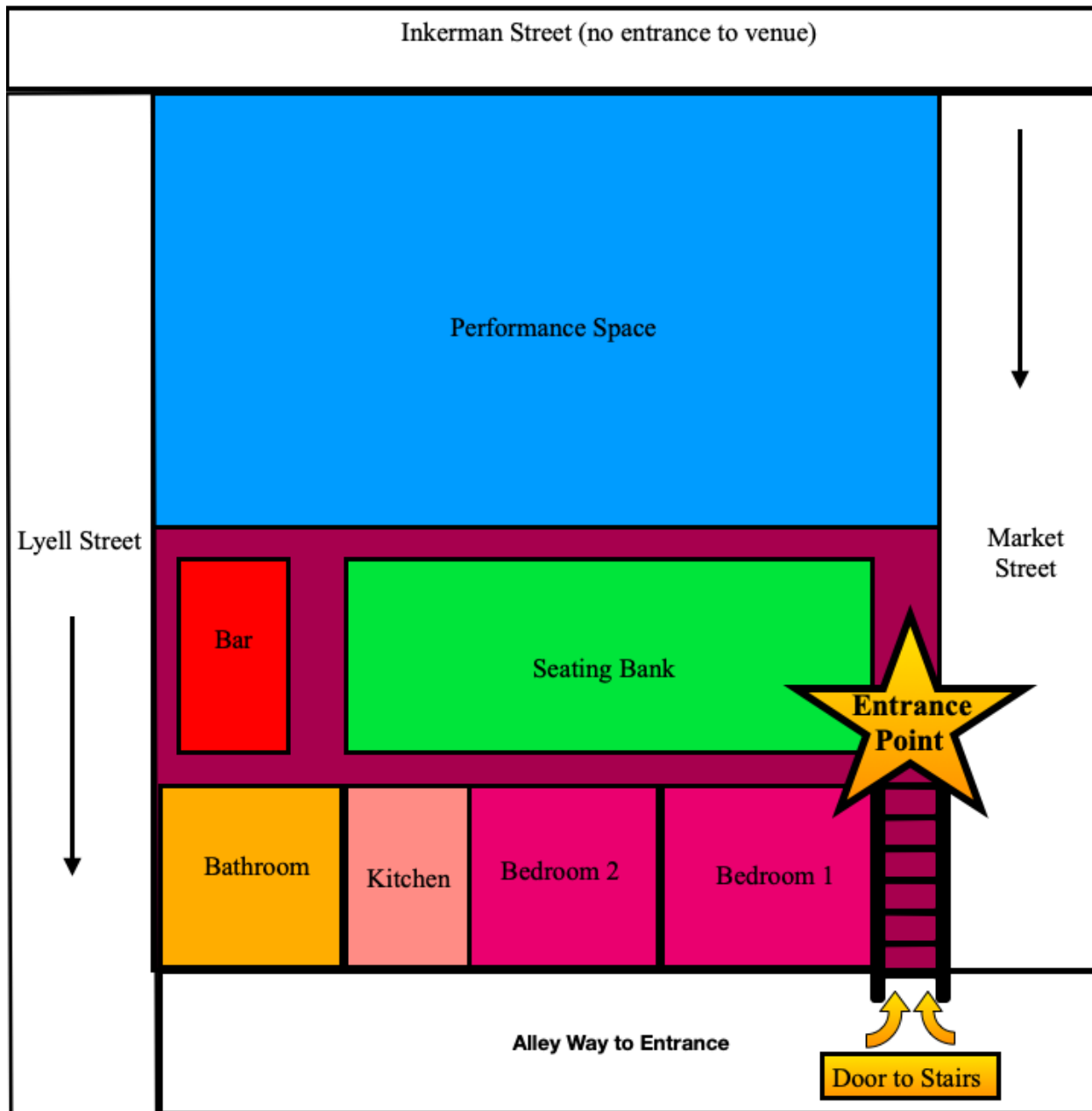
The Seats

The seats are black, plastic fold out chairs. They are slightly cushioned. They sometimes make sounds when you move on them. You are welcome to sit wherever you prefer. If the show is sold out then you will be asked to sit in any available seat.



Image Description: Multiple empty theatre seats in a theatre.

Birdseye Diagram of Explosives Factory



This diagram is not to scale but shows the structure of Theatre works.

Support

Theatre can bring emotions to the surface. It's important to look after your mental health when this happens. Theatre Works would like to remind you that there are always numbers you can call. Working in the performing arts can be tough, and COVID-19 continues to greatly impact the entire sector.

Sometimes performances will affect us in ways we don't expect. Please feel free to leave your seat and relax in the foyer if this happens to you. We have tea, couches, cushions and books at the ready. There is no judgement here.

If you or someone you care about is in crisis or at immediate risk, dial 000.

Support Act Wellbeing Helpline

1800 959 500

24/7

Beyond Blue

24/7

1300 22 4636

Headspace (12 - 25 year olds)

10am - 1am

1800 650 1800

Parentline

8am - 12am

13 22 89

Safe Steps (Family Violence Response Centre)

24/7

1800 015 188

Sexual Assault Crisis Line

5pm - 9am

1800 806 292

Lifeline

24/7

13 11 14

SANE

10am - 10pm

1800 187 263

ARAFEM - Carer Helpline

9am - 5pm

1300 550 265

BEASTS

An Explosives Factory Access Guide contains in-depth details about the venue and performance. The aim of this guide is to give as much information as possible regarding each event.



Image Description:

Two female presenting actors dressed as their 'Beasts' characters in the middle of the frame. The sides of their heads are up against each other and they are making exaggerated expressions at the camera, like they are very angry tongues out and teeth showing. Their makeup shows dark contouring along the cheeks, black lipstick, dark eyebrows are painted above the actors actual eyebrows, the actor on the left has one eyebrow like a deep arch while the other is straight but angled downward towards the nose. The actors' hair is slick back. The actors wear suits that are torn and damaged, with white button up shirts and red ties. Above their heads floats a threefaced being with pale skin, no eyes, the middle face has two horns on the top of its head while the exterior faces share their inner horn with the middle face and they have one outside horn each, black splotching around the eyes and mouth and on the tips of the horns. There is a blue light on the left side of the left actor, the blue light hits the left side of the frame and the actors faces while the right side is pale white. The text reads 'WITH THEATRE WORKS', 'THEATRE WORKS AND PERSONA COLLECTIVE PRESENT', 'BEASTS BY ROBERT LEWIS', '6-16 MAY EXPLOSIVES FACTORY'

Show Details

- 90 minutes

Accessibility

- Tuesday the 12th will have open captions

Plot

- **BEASTS:** A group of dejected young men turn to the dark corners of the internet to restore their self-imposed “virtue”, striking a Faustian deal with the gruesome personification of masculinity: Alpha, to give them back the world they believe they are owed. But, in their quest for the perfect masculine ideal these fragile boys will contend with a gruesome transformation into something else entirely. A deranged farce where fragile egos descend into a hellish manosphere wrapped in physical theatre and poetic prose.

Structure/Form

- Highly stylised kaleidoscopic physical theatre that incorporates elements of Bouffon, puppetry, poetry, dance and song alongside elaborate design elements and fragmented non linear storytelling.

Subject Warning:

- Strong themes, simulated violence, coarse language and sexual references. Performance also contains haze and strobe effects.

Tech Warnings:

- Bright flashing lights & atmospheric (haze).

Loud Noise

- The performers in BEASTS are not wearing microphones. Noise levels are controlled by a sound operator. There are moments of dynamic sound. There are moments of loud and sudden heightened noise.

Lighting Description

- BEASTS uses flashing lighting effects, and has moments of heightened drama and tension accentuated by lighting, including blackouts. There are two UV battens on the floor DSL and DSR, they give off a slight purple glow and are on for the majority of the show. There are four AVE LED bars DSL and DSR facing sideways and on an angle towards the stage, they can be bright and will have effects running through them.

Set Design

- BEASTS' set from downstage to upstage is two monitors with keyboards at the very front of stage, from the backs of the monitors are rubber tubing that lead to lying down mannequins with TV's for heads, the tubing then continues upstage. Centre stage left and right are two plinths made to look like stacked TV's with laptops on top. Upstage left and right have two rectangle frames with mannequins hanging off them, the mannequins lack legs but have heads and arms. Tubing is wrapped around the frames and come out of the

mannequins eyes and mouths. Upstage centre there is a crouched mannequin with a TV as a head, from its back there are ropes covered in black tape going up into the lighting grid. The mannequin places one hand on another slouched mannequin in front of it, and holds a mask with three faces. The slouched mannequin looks down at a laptop in front of it. There is excessive black tubing around the edges of the stage.

IMAGES OF SET (first image is from the left side of stage from the audience perspective, second image is from the right side of stage.



**IF YOU HAVE ANY FURTHER QUESTIONS - PLEASE FEEL FREE TO
EMAIL COMMUNICATIONS@THEATREWORKS.ORG.AU FOR
CLARITY**